


Valve Unit TV88 and TV89

For installation together with all TYFON® sound emitters types KT 75/- and MKT 75/-.



Dimenions	Low pressure valve TV88	High pressure valve TV89
Length (mm)	145	160
Height (mm)	100	115
Inlet	Diameter 10 mm	BSP 1/2" - female
Outlet	Diameter 10 mm	Diameter 10mm
Working pressure (Mpa)	0.4-1.2	1.2-3.0

General Information

The Solenoid Valve TV 88/89 can be fitted to all TYFON® sound emitters types KT 75/- and MKT 75/-.

The valve can be mounted indoors or encased outdoors. The best mounting is with the solenoid upright and vertical. For distinct code signals, the pipe must not be longer than 6m between the valve and TYFON.

A choke disc with reduced orifice must be inserted at the valve or before the TYFON.

Blow the pipe line thoroughly clean with compressed air before connecting to signalling apparatus.

When ordering, state valve type, voltage and working pressure. For working pressure table, dimensions and reference numbers, see next page.

Technical Data

Standard voltage: 24V, 115V, 230V DC
115V, 230V AC

Cable gland Pg 11
Cable diameter 8-10 mm
Connection screw terminals max 1,5 mm2

Working pressure:
TV 88: 0,4 - 1,2 MPa (overpressure)
TV 89: 1,2 - 3,0 MPa (overpressure)

Power consumption: 8W

Protection class: IP 65


Ambient temperature: 80°C

Pipe dimension: 10mm

Weight of valve with filter: 0,8 kg

Solenoid Valve TV 88 and TV 89. Dimensions and Units


Solenoid Valve TV 88



Item	Qty.	Name	Material	Art. No.
1	1	Valve complete with coil 230 VAC 115 VAC 24 VDC		3205 1583 3205 1585 3205 1586
2	2	Compression fitting GA 10 / 1/4"	Brass	3230 0248
3	2	Washer 18/14 x 2	Copper	3765 0680
4	1	Hex nipple BSP 1/4" / 1/4"	Brass	3217 1194
5	1	Filter	Brass	3217 1408
6	1	Choke disk - hole dia. 4 mm	Brass	2176 1065

When ordering, state reference number, unit name, valve type (TV 88 or TV 89) and electrical mains data.

Solenoid Valve TV 89



Item	Qty.	Name	Material	Art. No.
1	1	Valve complete with coil 24 VDC 230 VAC (on request only)		3205 1588
2	2	Compression fitting GA 10 / 1/4"	Brass	3230 0248
3	1	Hex nipple BSP 1/4" / 1/2"	Brass	2086 4045
4	1	Filter PN32 BSP 1/2"	Brass	3217 0418
5	1	Choke disk - hole dia. 1.5 mm	Brass	2176 1064

When ordering, state reference number, unit name, valve type (TV 88 or TV 89) and electrical mains data.

Subject to alteration without notice.