



Emergency pull-wire switch

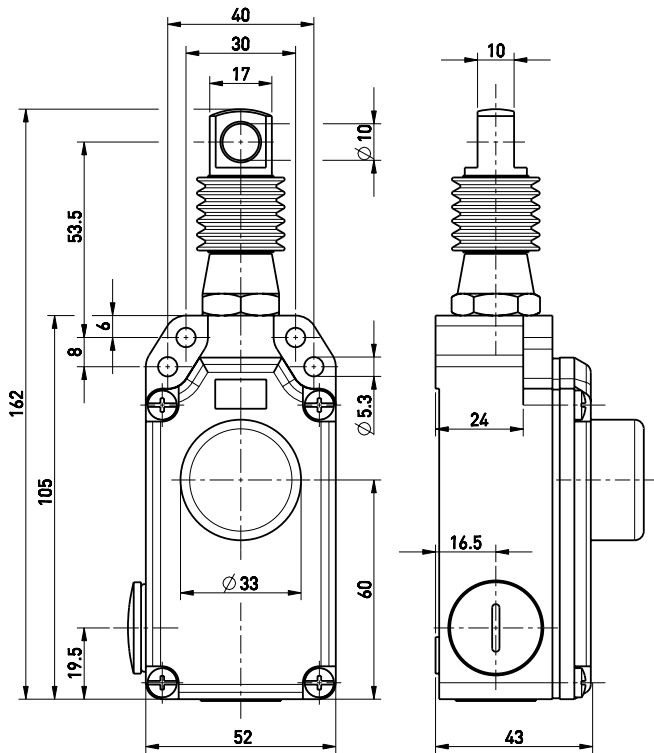
// ZS 71 10/1S WVD-A / 55 N Order no.: 71142502

Features/Options





- Metal enclosure
- 2 contacts
- Small design
- Wire length up to 5 m
- Spring force variant (actuating force): 55 N for max. 5 m

- Release by push button
- Wire pull and breakage function
- Position indicator A
- Watertight collar W to protect against the entry of foreign bodies

Dimensions



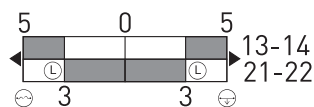
Technical data

Standards	EN ISO 13849-1; IEC/EN 60947-5-1; IEC/EN 60947-5-5; EN 418
Enclosure	aluminium die-cast, enamel finish
Cover	glass-fibre reinforced, shock-proof thermoplastic, ultramid
Degree of protection	IP 65 to IEC/EN 60529
Contact material	silver
Switching elements	change-over contact with double break
Switching system	snap action, positive break NC contact ⊖
Connection	screw terminals
Cable section	max. 2.5 mm ² (incl. conductor ferrules)
Cable entry	2 x M20 x 1.5
B_{10d} (10% Load)	200.000
T_M	max. 20 years
U_{imp}	6 kV
U_i	400 V
I_{the}	6 A
Utilisation category	AC-15
I_e/U_e	6 A/400 VAC
Max. fuse rating	6 A gL/gG D-fuse
Ambient temperature	-25 °C ... +70 °C
Mech. life	> 100.000 operations
Max. wire length	5 m
Features	wire pull and breakage function
Approvals	   
Weight	350g

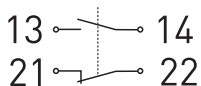
Switching diagram

Snap action

1 NC/1 NO contact



Contact diagram



Errors and omissions excepted.