

1

L101X AlertAlight

High Powered Xenon Tube Beacon
 5J Xenon Flash Tube
 Three modes : Flashing 1 Hz*,
 Flashing 1.5Hz† (DC units Only),
 Double Strike† (DC Units Only)
 IP Rating: IP66
 Temp: -25°C to +55°C
 Unit weight: 200g
 CE

Dimensions : 86.0 x 86.0mm
 1.5mm² terminals
 Cable entry: M20 cable entry (IP66)
 Dependant on Back Box selected

[z] = Back Box Type
 B = L101 type M = Multi-purpose type
 A = A100 type S = Sonora type

[y] = Lens colour
 R = Red* A = Amber G = Green
 B = Blue C = Clear*

[x] = Housing colour
 G = Grey R = Red W = White

Order code	Voltage	Current
L101XDC012[z][x][y]	10-14 VDC/AC	500mA/380mA
L101XDC024[z][x][y]*	20-28 VDC/AC	250mA/300mA
L101XDC048[z][x][y]*	42-52 VDC	175mA
L101XAC048[z][x][y]	48 VAC±10%	250mA
L101XAC115[z][x][y]	115 VAC±10%	70mA
L101XAC230[z][x][y]	230 VAC±10%	35mA

†Flashing 1.5Hz and Double Strike modes are not available on the following units: L101XDC012[b][x][y] when used with an AC supply; L101XAC048[b][x][y]; L101XAC115[b][x][y] & L101XAC230[b][x][y].

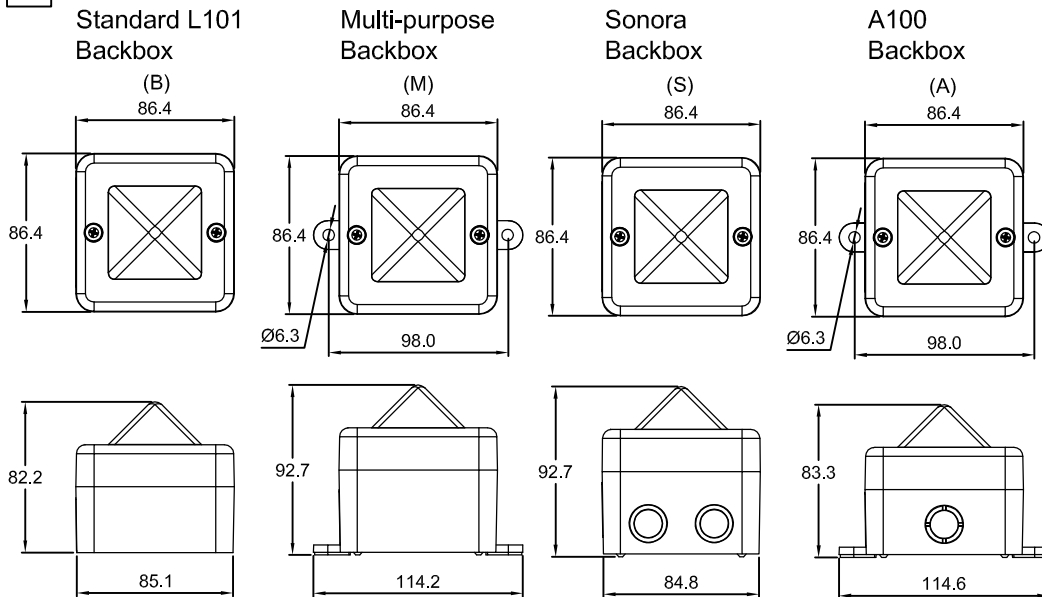
* Denotes models with VdS/CPR Approval for EN54-23, 24/48 VDC application only.

Tel: +44 (0)2 8743 8880 Fax: +44 (0)20 8740 4200
 mail: sales@e2s.com web: www.e2s.com



3

Back Box Type



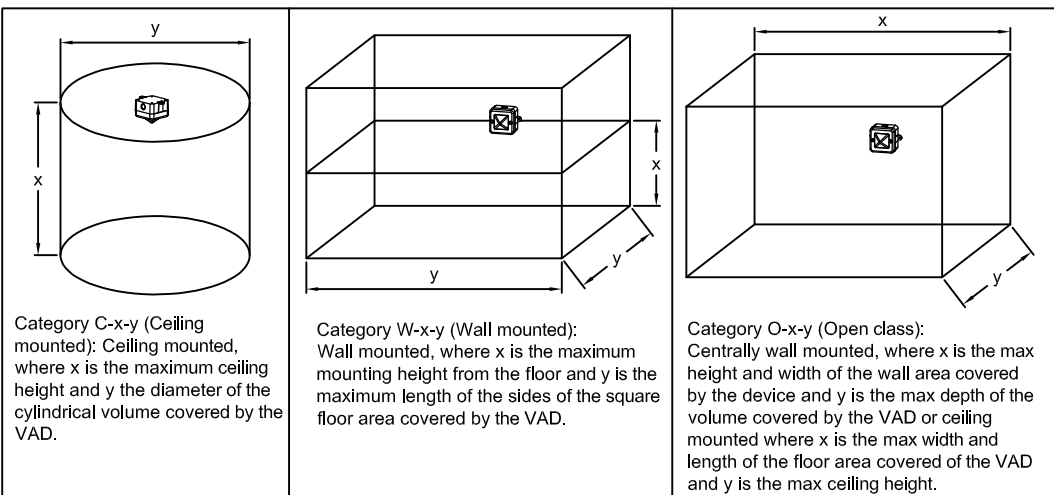
2

- ATTENTION:** Installation must be carried out by an electrician in compliance with the latest codes and regulations.
- ATTENTION:** Disconnect from power source before installation or service to prevent electric shock.
- ATTENTION:** On strobe beacons allow a minimum of 2 minutes for hazardous high voltage to discharge from unit.
- ATTENTION:** Lens on unit will be hot allow to cool prior to removal.

4

Coverage Area According to EN54-23

Unit	Category C	Category W	Category O	Power
L101XDC024[z][x][y]	C-9-6,8 V=326,9m ³	W-2,4-4,8 V=55,3m ³	O-4,8-10 V=230,4m ³	6W
	C-3-2,6 V=15,9m ³	N/A	O-1,9-3,6 V=13,0m ³	
L101XDC048[z][x][y]	C-9-7 V=346,4m ³	W-2,5-5 V=62,5m ³	O-5-10 V=250,0m ³	8,4W
	C-3-3 V=21,2m ³	N/A	O-2-4 V=16,0m ³	



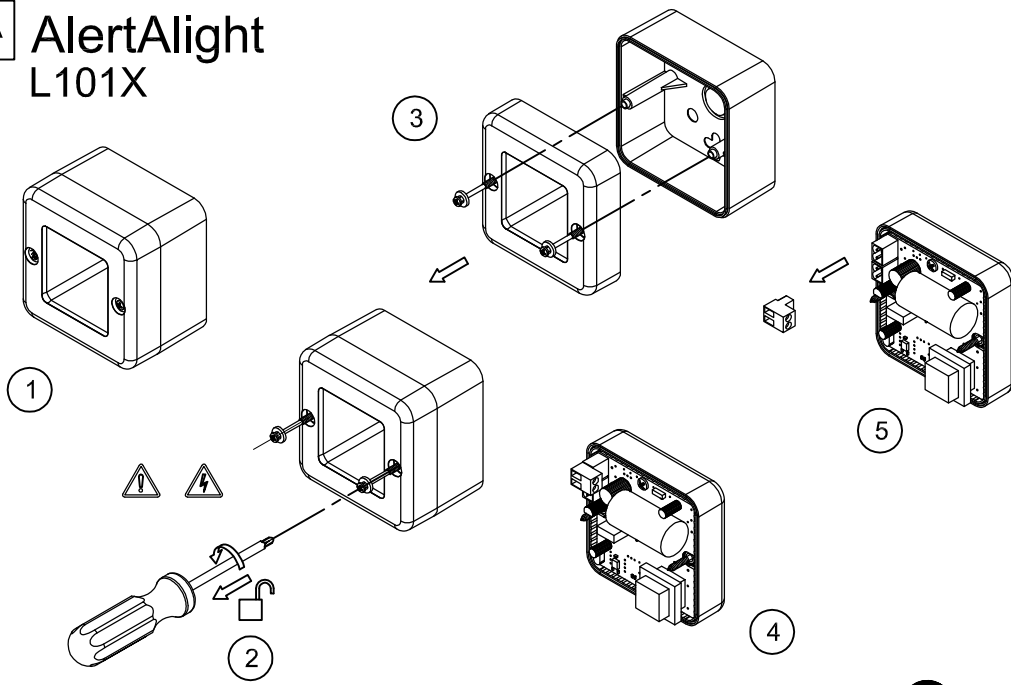
Category C-x-y (Ceiling mounted): Ceiling mounted, where x is the maximum ceiling height and y the diameter of the cylindrical volume covered by the VAD.

Category W-x-y (Wall mounted): Wall mounted, where x is the maximum mounting height from the floor and y is the maximum length of the sides of the square floor area covered by the VAD.

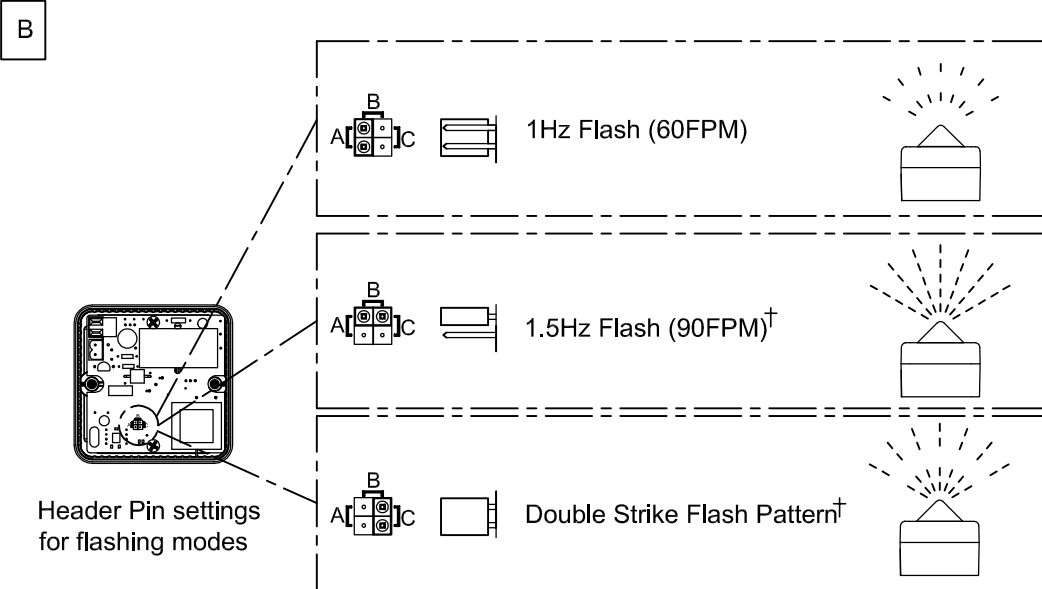
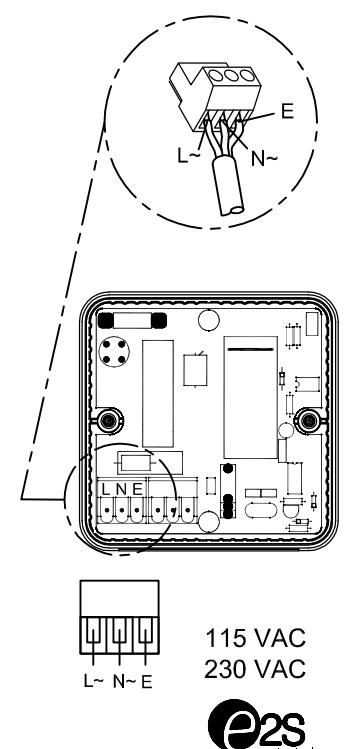
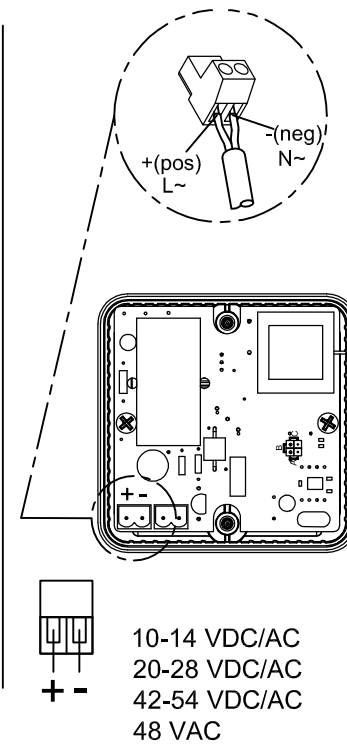
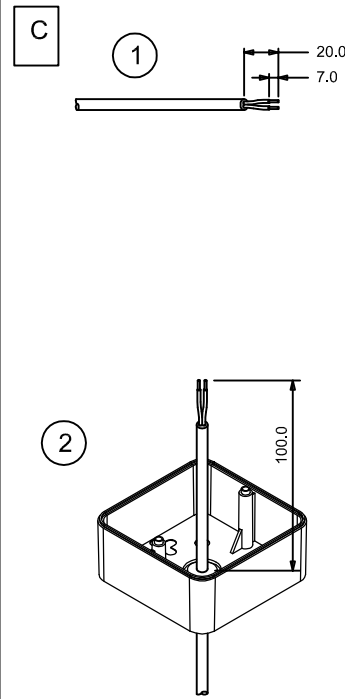
Category O-x-y (Open class): Centrally wall mounted, where x is the max height and width of the wall area covered by the device and y is the max depth of the volume covered by the VAD or ceiling mounted where x is the max width and length of the floor area covered of the VAD and y is the max ceiling height.



A AlertAlight L101X



Tel: +44 (0)20 8743 8880 Fax: +44 (0)20 8740 4200
 mail: sales@e2s.com web: www.e2s.com



†Flashing 1.5Hz and Double Strike modes are not available on the following units: L101XDC012[b][x][y] when used with an AC supply; L101XAC048[b][x][y]; L101XAC115[b][x][y] & L101XAC230[b][x][y].

