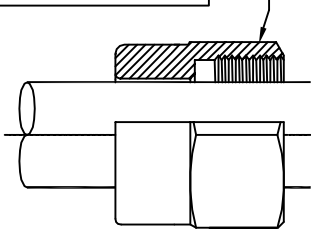


DRG. No.  
PCG/ATX/E1W/MET

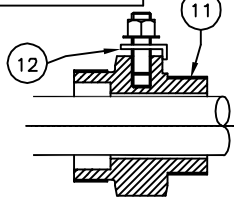
DO NOT SCALE OFF DRAWING "IF IN DOUBT ASK".  
REPORT ALL ERRORS AND ALTERATIONS.

THIRD ANGLE PROJECTION

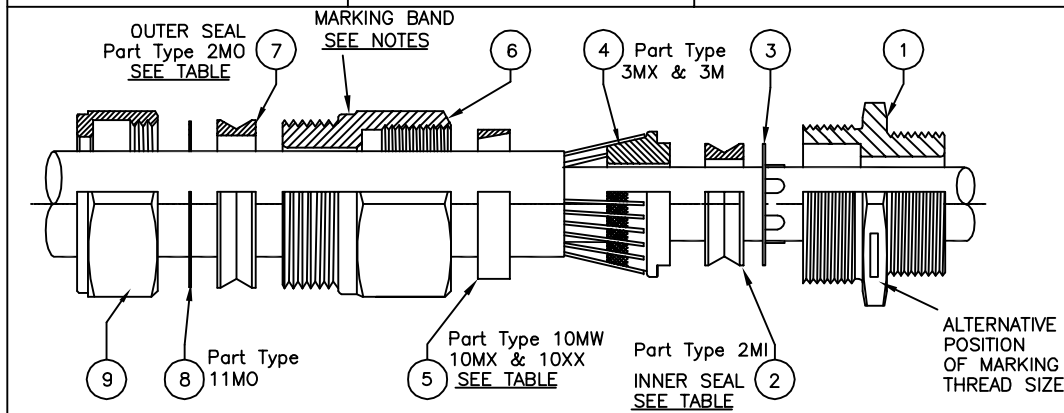
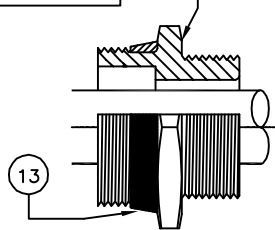
VARIATION FOR  
CODE D GLANDS



VARIATION FOR  
IE GLAND OPTION



VARIATION FOR  
CODE 9 GLANDS



**MARKING**

- EXAMPLES OF MARKING ON BAND:—  
ExdIIc/Exell/Ex tD A21  
E1WF 20S M20 SIRAO1ATEX1271X  
PEPPERS GU15 3BT UK Ex II2GD IP68  
xx (Year Code)

**2. SPECIAL MARKS:—**

- Ex II 3GD  
Ex nR II  
SIRA 09ATEX1221X
- OTHER APPROVAL  
INFORMATION MAY BE  
MARKED ON THE GLAND

DRAWN RJW  
DATE 07/04/11  
CHECKED  
APPROVED  
CAD REF  
SCALE N.T.S  
ISSUE  
1. Original

**PARTS LIST & CERTIFICATE CROSS-REFERENCE**

Balloon Ref	Part Description	Drawing Number	Other Certificate Nos. used on	Other Certificate Nos. used on
1	ENTRY BODY	PCG/ATX/1M	SIRA 01ATEX1270X	---
2	SEAL	PCG/ATX/2M	BAS 01ATEX2271X SIRA 03ATEX1308X	SIRA 01ATEX3273X SIRA 03ATEX1479X
3	CONTINUITY WASHER	PCG/LW2	---	---
4	CONE	PCG/ATX/3M	SIRA 01ATEX1270X	---
5	CLAMP RING	PCG/ATX/10M	SIRA 01ATEX1270X	SIRA 01ATEX3273X
6	MIDDLE CAP	PCG/ATX/5M	---	SIRA 01ATEX3273X
7	SEAL	PCG/ATX/2M	BAS 01ATEX2271X SIRA 03ATEX1308X	SIRA 01ATEX3273X SIRA 03ATEX1479X
8	SKID WASHER	PCG/ATX/11M	BAS 01ATEX2271X SIRA 03ATEX1308X	SIRA 01ATEX3273X SIRA 03ATEX1479X
9	OUTER CAP	PCG/ATX/6M	BAS 01ATEX2271X SIRA 03ATEX1308X	SIRA 01ATEX3273X SIRA 03ATEX1479X
10	CAP	PCG/ATX/4M	SIRA 01ATEX1270X	---
11	Entry Body Integral Earth	PCG/ATX/1MIE	---	---
12	Integral Earth Clamp	PCG/ATX/16M	SIRA 01ATEX3273X	---
13	SEAL - DELUGE	PCG/ATX/2MT	---	---

**GENERAL NOTE**

To minimise galvanic corrosion,  
the metallic gland components  
are made from similar materials

THIS IS A FOUR-SHEET DRAWING

SHEETS 1 & 2 COVER E1WF  
AND D1WF VARIANTS  
SHEETS 3 & 4 COVER  
CWLe VARIANTS

GLAND SIZE	THREAD SIZE	THREAD LENGTH	ARMOUR DIAMETER/THICKNESS			INNER SHEATH		OUTER SHEATH		REDUCED BORE	
			WIRE W&L	WSW XX&L	TAPE XZ&L	MIN D&E	MAX D&E	MIN E	MAX D&E	MIN E	MAX E
16	M20	16	0.9	0.2/0.3	0.15/0.35	3.5	8.4	8.4	13.5	4.9	10.0
20S	M20	16	0.9/1.25	0.2/0.3	0.15/0.35	8.0	11.7	11.5	16.0	9.4	12.5
20	M20	16	0.9/1.25	0.2/0.3	0.15/0.50	6.7**	14.0	15.5	21.1	12.0	17.6
25	M25	16	1.25/1.6	0.2/0.45	0.15/0.50	13.0	20.0	20.3	27.4	16.8	23.9
32	M32	16	1.6/2.0	0.3/0.45	0.15/0.55	19.0	26.3	26.7	34.0	23.2	30.5
40	M40	16	1.6/2.0	0.3/0.45	0.2/0.6	25.0	32.2	33.0	40.6	28.6	36.2
50S	M50	16	2.0/2.5	0.3/0.45	0.2/0.6	31.5	38.2	39.4	46.7	34.8	42.4
50	M50	16	2.0/2.5	0.3/0.45	0.5/0.8	36.5	44.1	45.7	53.2	41.1	48.5
63S	M63	19	2.5	0.3/0.45	0.5/0.8	42.5	50.1	52.1	59.5	47.5	54.8
63	M63	19	2.5	0.3/0.45	0.5/0.8	49.5	56.0	58.4	65.8	53.8	61.2
75S	M75	19	2.5	0.3/0.45	0.5/1.0	54.5	62.0	64.8	72.2	60.2	68.0
75	M75	19	2.5	0.3/0.45	0.5/1.0	60.5	68.0	71.1	78.0	66.5	73.4
80	M80	25	3.15	0.45	0.5/1.0	62.2	72.0	77.0	84.0	---	---
80H (e)	M80	25	3.15	0.45	0.5/1.0	62.2	72.0	79.6	90.0	---	---
85	M85	25	3.15	0.45	0.5/1.0	69.0	78.0	79.6	90.0	75.0	85.4
90	M90	25	3.15	0.45	0.5/1.0	74.0	84.0	88.0	96.0	---	---
90H (e)	M90	25	3.15	0.45	0.5/1.0	74.0	84.0	92.0	102.0	---	---
100	M100	25	3.15	0.45	0.5/1.0	82.0	90.0	92.0	102.0	87.4	97.4

NOTES: (1) \*\* = SILICONE SEALS ONLY SEAL TO 11.0mm  
(2) STANDARD SEALS (PCG/2M: NEOPRENE BLACK; SILICONE WHITE) HAVE INNER AND OUTER SHEATH SEALING RANGES AS ABOVE  
(3) OTHER ENTRY THREAD SIZES ARE AVAILABLE

THIS DRAWING IS OF A CERTIFIED COMPONENT, AND NO CHANGES MUST BE MADE WITHOUT REFERENCE TO THE CERTIFYING AUTHORITY.



PEPPERS CABLE GLANDS LIMITED

STANHOPE ROAD, CAMBERLEY, SURREY, UK.  
TEL +44 (0)1276 64232, FAX +44 (0)1276 691752

TITLE ATEX RANGE E\*\*\*\*F\* FAMILY  
GLANDS FOR ARMoured CABLE  
METRIC ENTRY THREADS - Sht 1 of 1

The design and manufacturing information contained  
in this drawing is the exclusive right of PEPPERS  
CABLE GLANDS LTD and must not be copied or used  
for manufacturing purposes without express authority  
in writing from the said company.

DRG. No.  
PCG/ATX/E1W/MET  
ISSUE