

# Stamping bails

## Maxi-Press 500



### Product Description

For punching without pilot holes

- Integrated protection cover and wiper
- With quick release coupling
- Punching of flanged sheets (max. 1.18" is possible (30mm))

### Technical Data

- Can be used for:
  - Round punch max.  $\varnothing$  2.50" (63,5mm)
  - Square punch max. 1.81" (46mm) (60mm)
  - Rectangular punches up to 2.36" diagonal
- Capable of cutting the following max. sheet metal thicknesses:
  - Sheet steel: 11 ga (3,0mm)
  - Stainless steel: 14 ga (2,0mm)
  - Aluminum: 9 ga (3,5mm)
- Dependent on punch size
- Throat depth 19.68" (500mm)
- cutting pressure: 64 kN
- cylinder stroke: 40 mm; 1.57 inch
- Operating pressure: 450 bar

- Hydraulic cylinder
- Wiper
- Adaptor
- Mounting hardware

### Note

Maxi-Press Plus can be combined with electro-hydraulic pump 2611-0220-00-00 and 2611-0380-00-00

### Accessories

- Round punch, die  $\varnothing$  50 → page 51
- Round punch, die  $\varnothing$  70 → page 51
- combined length and depth stop → page 52
- Additional stop → page 52
- Round punch 0922-51 → page 52
- Square punch 2642 → page 52
- Square punch 46x46 → page 52
- Rectangular punch 22x30 → page 52
- Adaptor Maxi-Press 500 → below
- Reduction adaptor → below
- Intermediate ring → below


### Scope of Delivery

- Bow punch


Description	Weight		Order No.
	kg	lbs	
Maxi-Press 500	92	202.86	2643-7102-00-00

## Accessories


### Adaptor Maxi-Press 500

Description	Order No.
 <p>For round punches with integrated spring center pin</p>	2642-0314-00-00

### Reduction adaptor

Description	Order No.
 <p>Suitable for all punches with 0.51" punch shaft for Maxipress (1.3mm)</p>	2642-0313-20-00

### Intermediate ring

Description	Order No.
 <p><math>\varnothing</math> external 2.83" (72mm) <math>\varnothing</math> internal 1.97" (50mm)</p>	2643-0250-72-00

# Stamping bails

## Round punch, die Ø 50



Description	size		PG/PE	metrical	diameter die		Order No.
	mm	inch			mm	inch	
with integrated punchguide up to punch size of 0.73"	20.4	0.8	PG/PE 13	M 20 x 1.5	50	1.97	<b>2661-0220-40-00</b>
	22.5	0.89	PG/PE 16		50	1.97	<b>2661-0222-50-00</b>
	24.5	0.96			50	1.97	<b>2661-0224-50-00</b>
	25.4	1		M 25 x 1.5	50	1.97	<b>2661-0925-40-00</b>
	28.5	1.12	PG/PE 21		50	1.97	<b>2661-0228-50-00</b>
	30.5	1.2			50	1.97	<b>2661-0230-50-00</b>
	32.5	1.28		M 32 x 1.5	50	1.97	<b>2661-0232-50-00</b>
	37	1.46	PG/PE 29		50	1.97	<b>2661-0237-00-00</b>
	40.5	1.59		M 40 x 1.5	50	1.97	<b>2661-0240-50-00</b>
	6.6	0.26			50	1.97	<b>2642-0206-06-00</b>
	9	0.35			50	1.97	<b>2642-0209-00-00</b>
	10.5	0.41			50	1.97	<b>2642-0910-50-00</b>
	12.7	0.5	PG/PE 7	M 12	50	1.97	<b>2642-0212-70-00</b>
	15.2	0.6	PG/PE 9		50	1.97	<b>2642-0215-20-00</b>
	16.3	0.64			50	1.97	<b>2642-0916-30-00</b>
	18.6	0.73	PG/PE 11		50	1.97	<b>2642-0218-60-00</b>
21.3	0.84	PG/PE 16		50	1.97	<b>2661-0221-30-00</b>	


## Round punch, die Ø 72




Description	size		PG/PE	metrical	diameter die		Order No.
	mm	inch			mm	inch	
	40.5	1.59	PG/PE 16	M 40 x 1.5	72	2.83	<b>2643-0240-50-00</b>
	45.5	1.79			72	2.83	<b>2643-0245-50-00</b>
	47	1.85	PG/PE 36		72	2.83	<b>2643-0247-00-00</b>
	50.5	1.99		M 50 x 1.5	72	2.83	<b>2643-0250-50-00</b>
	53.9	2.12			72	2.83	<b>2643-0253-90-00</b>
	60	2.36			72	2.83	<b>2643-0260-00-00</b>
	63.5	2.5		M 63 x 1.5	72	2.83	<b>2643-0263-50-00</b>

# Stamping bails


## Square punch

	<b>Description</b>	size		material thickness		diameter die		<b>Order No.</b>
		mm	inch	mm	ga	mm	inch	
	<b>Consisting of die and punch with adaptor</b>	22.2	0.87	3	11	50	1.97	<b>2642-0422-20-00</b>
25.4		1	3	11	50	1.97	<b>2642-0425-40-00</b>	

## Square punch 46x46

	<b>Description</b>	material thickness		diameter die		<b>Order No.</b>
		mm	ga	mm	inch	
	<b>Consisting of die and punch with adaptor</b> <b>Square punch 1.81" x 1.81" (46x46mm)</b>	3	11	72	2.83	<b>2643-0946-00-00</b>


## Rectangular punch 22x30

	<b>Description</b>	material thickness		<b>Order No.</b>
		mm	ga	
	<b>Consisting of die and punch with adaptor</b> <b>Rectangular punch 0.87" x 1.18" (22x30mm)</b>	3	11	<b>2642-0922-30-00</b>


## Round punch with keyway

	<b>Description</b>	size		material thickness		diameter die		Number of nibs	<b>Order No.</b>
		mm	inch	mm	ga	mm	inch		
	<b>To prevent panel accessories from rotating 90° adjustable.</b> <b>With integrated adaptor Ø 0.79" (20mm)</b> <b>Consisting of: die and punch with adaptor and center pin</b>	22.5	0.89	2.3	13	50	1.97	1	<b>2643-0922-51-00</b>
								2	<b>2643-0922-52-00</b>

## Combined length and depth stop

	<b>Description</b>	<b>Order No.</b>
	<b>Adjustable to height</b> <b>Length stop adjustable to left and right side from 0 to 23.62" (0-600mm)</b> <b>Depth stop adjustable from 3.15" to 20.08" (80-510mm)</b> <b>Adjustable from front</b> <b>Height adjustable from 0 to 1.18" (0-30mm)</b>	<b>2643-0700-01-00</b>

## Additional stop

	<b>Description</b>	<b>Order No.</b>
	<b>It is possible to fix any quantity of these additional stops at the length stop, at a minimum pitch dimension of 1.18" (30mm)</b> <b>Hole series can be punched economically by simply turning the stops.</b>	<b>2641-0200-04-00</b>