

Punching / busbar processing

Quick-Press 300



Features

- Punching on the outermost edge possible.
- Ideal for series punching with re-positioning stop.
- Usable processing depth: 300 mm.

Product Description

For fast and precise punching without pre-drilling. Stamp and die, can be implemented at top or bottom.

Punch midpoint display option; with laser LED or with spring centering pin.

Technical Data

- Suitable for:
 - Round punch; max. Ø: 40.5 mm
 - Square punch; max. Ø: 25.4 mm
- Repositioning not possible
- Maximum sheet metal thickness:
 - Steel sheet: 2.0 mm
 - Stainless steel: 1.5 mm
 - Aluminium: 3.0 mm
- Length stop adjustable from 0-500 mm
- Depth stop adjustable from 23-300 mm
- Repositioning stop with precision screw adjustment from 25-70 mm punch spacing
- Housing Ø for clamping pin: 13 mm
- Punching force: 45 kN
- To operate the laser LED module, a 230V / 50 Hz power supply is required

- When ordering a special punch, it is important to specify the die housing Ø

Further technical information → page 48

Scope of Delivery

- Bow punch with length, depth and repositioning stop
- Hand pump, or hydraulic cylinder
- Adapter 2661-0314-00-00
- Depending on selection also with laser LED

Note

Suitable for operating the Quick-Press 300: electro-hydraulic pumps as well as the air-hydraulic pump. We offer several installation options of how to retrofit your Quick-Press 300 with a laser center display. Ask our sales representative.

Accessories

- Round punch, die outer diameter 40 mm → below
- Round punch, die outer diameter 50 mm → page 47
- Round punch with step die → page 47
- Die housing Ø 40 mm → page 47
- Die housing Ø 50 mm → page 47
- Quick-Press 300 adapter → page 47
- Wiper → page 48
- Square punch → page 48
- Pedestal → page 48

Description	Weight		Pump compression	Hydraulic ram compression bar	Order No.
	kg	lbs			
Manual hydraulic Quick-Press 300	47	103.64	700		2662-7103-00-00
Hydraulic Quick-Press 300 with laser option (without laser LED)	48	105.84		450	2662-7105-00-00
Hydraulic Quick-Press 300 with laser LED	48	105.84		450	2662-7106-00-00

Accessories


Round punch, die outer diameter 40 mm




Description	Size		PG/PE	Metrical	Die diameter		Order No.
	mm	inch			mm	inch	
Up to size Ø 18.6 mm, stamp with clamping pin and integrated center point. From size Ø 20.4 mm, an adapter is required; 2661-0314-00-00. Stamp from size Ø 20.4 mm with M14x1.5 thread.	6.6	0.26			40	1.57	2680-0206-06-00
	9	0.35			40	1.57	2680-0209-00-00
	12.7	0.5	PG/PE 7	M 12 x 1.5	40	1.57	2680-0212-70-00
	15.2	0.6	PG/PE 9		40	1.57	2680-0215-20-00
	16.3	0.64		M 16 x 1.5	40	1.57	2680-0916-30-00
	18.6	0.73	PG/PE 11		40	1.57	2680-0218-60-00
	20.4	0.8	PG/PE 13	M 20 x 1.5	40	1.57	2680-0220-40-00
	22.5	0.89	PG/PE 16		40	1.57	2680-0222-50-00

Punching / busbar processing


Round punch, die outer diameter 50 mm

Description	Size		PG/PE	Metrical	Die diameter		Order No.
	mm	inch			mm	inch	
 <p>Up to size \varnothing 18.6 mm, stamp with clamping pin and integrated center point. From size \varnothing 20.4 mm, a machine-specific adapter is required. Stamp from size \varnothing 20.4 mm with M14x1.5 thread.</p>	6.6	0.26			50	1.97	2661-0206-06-00
	9	0.35			50	1.97	2661-0209-00-00
	10.5	0.41			50	1.97	2661-0910-50-00
	12.7	0.5	PG/PE 7	M 12 x 1.5	50	1.97	2661-0212-70-00
	15.2	0.6	PG/PE 9		50	1.97	2661-0215-20-00
	16.3	0.64		M 16 x 1.5	50	1.97	2661-0916-30-00
	18.6	0.73	PG/PE 11		50	1.97	2661-0218-60-00
	20.4	0.8	PG/PE 13	M 20 x 1.5	50	1.97	2661-0220-40-00
	22.5	0.89	PG/PE 16		50	1.97	2661-0222-50-00
	24.5	0.96			50	1.97	2661-0224-50-00
	25.4	1		M 25 x 1.5	50	1.97	2661-0925-40-00
	28.5	1.12	PG/PE 21		50	1.97	2661-0228-50-00
	30.5	1.2			50	1.97	2661-0230-50-00
	32.5	1.28		M 32 x 1.5	50	1.97	2661-0232-50-00
	37	1.46	PG/PE 29		50	1.97	2661-0237-00-00
40.5	1.59		M 40 x 1.5	50	1.97	2661-0240-50-00	


Round punch with step die Details → page 83

Description	Size		Metrical	Die diameter		Order No.
	mm	inch		mm	inch	
 <p>To mount stamp, a machine specific adapter is required. Stamp from size \varnothing 20.4 mm, with M14x1.5 thread.</p>	50.5	1.99	M 50 x 1.5	50	1.97	2661-0250-50-00
	63.5	2.5	M 63 x 1.5	50	1.97	2661-0263-50-00


Die housing \varnothing 40 mm

Description	Order No.
 <p>For dies with a 40 mm outer diameter Clamping pin: \varnothing 13 mm Available round punches: \varnothing 6.6 - \varnothing 22.5 mm Top and bottom insertable</p>	2680-0340-00-00

Die housing \varnothing 50 mm

Description	Order No.
 <p>For dies with a 50 mm outer diameter Clamping pin: \varnothing 13 mm Available round punch: \varnothing 6.6, diameter 40.5 mm Top and bottom insertable</p>	2680-0350-00-00

Quick-Press 300 adapter

Description	Order No.
 <p>Required for stamps from size \varnothing 20.4 mm Clamping pin: \varnothing 13 mm Stamp housing with M14x1.5 thread With center point</p>	2661-0314-00-00

Punching / busbar processing

Wiper



Description	Size		Order No.
	mm	inch	
Required to wipe the sheet metal	6.6	0.26	2680-0900-06-00
	9	0.35	2680-0900-09-00
	10.5	0.41	2680-0900-10-50
	12.7	0.5	2680-0900-12-70
	15.2	0.6	2680-0900-15-20
	16.3	0.64	2680-0900-16-30
	18.6	0.73	2680-0900-18-60
	20.4	0.8	2680-0900-20-40
	22.5	0.89	2680-0900-22-50
	24.5	0.96	2680-0900-24-50
	25.4	1	2680-0900-25-40
	28.5	1.12	2680-0900-28-50
	30.5	1.2	2680-0900-30-50
	32.5	1.28	2680-0900-32-50
37	1.46	2680-0900-37-00	
40.5	1.59	2680-0900-40-50	

Square punch



Description	Size		Die diameter		Order No.
	mm	inch	mm	inch	
Repositioning not possible Stamp with clamping pin: Ø 13 mm Die outer diameter: Ø 50 mm	22.2	0.87	50	1.97	2661-0422-20-00
	25.4	1	50	1.97	2661-0425-40-00

Pedestal



Description	Order No.
Height: 850 mm Top plate: 160 x 40 mm Pedestal foot: 300 x 400 mm	2662-0800-01-00

Technical Information

